

# Mastering Light Painting: Creating Stunning Night Time Imagery

Light painting is a captivating photography technique that uses long exposure to capture trails of light in dark environments. By manipulating light sources such as torches, LEDs, or even sparklers, photographers can create artistic and surreal images.

## What Light Painting Actually Does

- Long exposure is used to capture motion in a single frame.
- Allows photographers to "paint" with light sources in real-time.
- Can create abstract, artistic, or storytelling images.
- Manual control over exposure settings is required for the best results.

## The Pros of Light Painting

- **Highly creative:** Enables endless artistic possibilities.
- **Great for night photography:** Works well in low-light environments.
- **Engaging process:** Fun and interactive technique to experiment with.
- **Minimal gear needed:** Can be done with simple light sources.
- **Can be combined with other techniques:** Enhances long exposure landscapes and portraits.

## The Limitations

- **Requires darkness:** Works best in low-light conditions.
- **Trial and error process:** Takes practice to perfect.
- **Tripod is essential:** Any camera movement can ruin the effect.
- **Subject needs to stay still:** If including people, they must not move.
- **Challenging to predict results:** Requires multiple attempts to achieve the perfect shot.






## How to Use Light Painting Wisely

- **Use a Tripod and Remote Shutter:** Prevents unwanted camera movement.
- **Experiment with Different Light Sources:** Try LED torches, glow sticks, or even your phone screen.
- **Adjust Your Exposure Settings:** Start with a slow shutter speed (10-30 seconds) and low ISO.
- **Plan Your Movements:** Have a clear idea of the shapes or effects you want to create.
- **Wear Dark Clothing:** Avoid unwanted visibility in the frame.

## Testing & Hands-On Experiment

1. **Light Trails Test:** Use a torch to write your name in the air.
2. **Car Light Streaks:** Capture vehicle lights on a busy road at night.
3. **Orb Effect:** Swing a light source in a circular motion while spinning.
4. **Steel Wool Experiment:** Create dramatic sparks by spinning burning steel wool.
5. **Silhouette with Light:** Stand still while outlining yourself with a light source.

## Camera Manufacturer Symbols Table

Manufacturer	Light Painting Mode Symbol	Additional Notes
Canon	 (Light Painting Mode)	Long exposure feature designed for artistic light trails.
Sony	 (Night Exposure Mode)	Allows extended shutter speeds for creative effects.
Nikon	 (Long Exposure Mode)	Supports manual light control for painting techniques.
Fujifilm	 (Bulb Mode)	Enables extended manual exposure settings.
Panasonic	 (Light Composition Mode)	Captures multiple light trails in a single exposure.